



IDENTIFICATION OF THE ALUMNI OF POLITEKNIK NEGERI JAKARTA (PNJ) YEAR 2013

Politeknik Negeri Jakarta


Jl. Prof. Dr. G.A. Siwabessy, Kampus Baru UI Depok 16425 Jawa Barat, Indonesia

Preliminary

Vision:

- Being the Polytechnic of a world class in the year 2029.

Politeknik Negeri Jakarta

- 7 Major
 - 34 Program Study
 - In 2013 graduated 1530 alumni
- 

Implementation of the Tracer Study 2015

- The establishment of committees
- Create format a questionnaire Tracer Study 2015
- Initial meeting explanation Tracer Study 2015
- Upload form the Tracer Study questionnaire on the PNJ web.
- The announcement of the grant PKTS 2015 from the Higher Education
- Grant Proposal PKTS 2015
- The winner announcement of grants PKTS 2015
- Remainder of respondents and survey directly
- Tabulation of data and preparing reports
 - ▶ Results and analysis of Tracer Study grant PKTS 2015
 - ▶ Results and analysis of Tracer Study PNJ 2015

Tracer Study Online

The screenshot shows a web browser window displaying the website alumni.kerjasama.pnj.ac.id. The browser's address bar and tabs are visible at the top. The website header features the Politeknik Negeri Jakarta logo and the text "Politeknik Negeri Jakarta Pusat Informasi dan Komunikasi Alumni". Navigation links for "Beranda", "Tracer Study", "Tentang Kami", "FAQ", and "Kontak" are present.

The main content area has a blue background and includes a cartoon illustration of a graduate. The text reads: "Selamat Datang" (Welcome). Below this, it states: "Web Alumni PNU adalah sebuah web yang ditujukan untuk menjalin silaturahmi para alumni lulusan Politeknik Negeri Jakarta. Dengan adanya web ini diharapkan para alumni bisa memberikan kontribusi untuk kampus walaupun sudah tidak menjadi mahasiswa." (The Alumni PNU website is a web intended for maintaining relationships among graduates of Politeknik Negeri Jakarta. With the existence of this website, it is expected that alumni can contribute to the campus even though they are no longer students.) A "Full-screen Snip" button is located below the text. A green button labeled "Registrasi Alumni" (Alumni Registration) is also present.

To the right of the main text is a login section titled "Sudah punya akun? Login disini" (Already have an account? Login here). It contains input fields for "Email" and "Password", and a blue "Login" button.

The lower section of the page is divided into four columns:

- Acara** (Events):
 - Temu Kangen Alumni akan diadakan 20 Mei 2014 di Gedung Q PNJ
 - Rapat Pengurus Alumni bertempat Aula tanggal 1 Juni 2014
 - Wisuda Alumni Angkatan 27 di Balaiung UI tanggal 30 Agustus 2014
- Berita** (News):
 - A thumbnail image showing a woman presenting at a whiteboard in a classroom setting. The caption below reads "Persiapan Wisuda Alumni".
- Prestasi** (Achievements):
 - A section for showcasing alumni achievements.
- Tokoh** (Figures):
 - A section for highlighting notable alumni.
 - A photo of a woman holding a trophy. The text next to it reads: "Winda Astuti Dia adalah alumni yang telah menjuarai banyak turnamen olahraga bulutangkis. Selengkapnya" (Winda Astuti is an alumni who has won many sports tournaments, particularly badminton. See more).


The footer of the website contains four blue buttons: "Kritik & Saran" (Criticism & Suggestions), "Bidang Kerjasama" (Cooperation Field), "Pusat Karir / CDC" (Career Center / CDC), and "PNJ" (Home).

Tracer Study Online

23 Capim KPK Dira... x (3) Rimanews (Ri... x Tracer Studi - Site x Tutorial dan pand... x Beranda x Tracer Study x Tiga Langkah Cara... x

alumni.kejasmarni.pnj.ac.id/tracer_study

Most Visited Empire Getting Started New Bookmark rmol.co - Keluarga Ta... Yahoo Indonesia Connecting... Problem loading page rmol.co Hasil Ujian Nasional S... USD INR

 **Politeknik Negeri Jakarta**
Pusat Informasi dan Komunikasi Alumni

Beranda Tracer Study Tentang Kami FAQ Kontak

Tracer Study


Tracer Study Politeknik Negeri Jakarta

Tracer Study atau yang sering disebut sebagai survey alumni atau survey "follow up" adalah studi mengenai lulusan lembaga penyelenggara pendidikan tinggi. Studi ini mampu menyediakan berbagai informasi yang bermanfaat bagi kepentingan evaluasi hasil pendidikan tinggi dan selanjutnya dapat digunakan untuk penyempurnaan dan penjaminan kualitas lembaga pendidikan tinggi.

Tracer study bertujuan untuk mengetahui hasil pendidikan dalam bentuk pemerolehan kompetensi, proses pendidikan berupa evaluasi proses pemt

Manfaat tracer study tidaklah terbatas pada perguruan tinggi saja, tetapi dunia kerja. Tracer study dapat menyajikan informasi mendalam dan r level/strata pendidikan). Dengan demikian, tracer study dapat ikut me mengenai kompetensi yang relevan bagi dunia kerja dapat membantu u institusi pendidikan tinggi melalui tracer study, dan dengan dem

Bagi Anda yang belum per [Mulai](#)

 **Politeknik Negeri Jakarta**
Pusat Informasi dan Komunikasi Alumni

Beranda Tracer Study Tentang Kami FAQ Kontak

Tracer Study

Tracer Study PNJ - Umum

Rectangular Snip

Kategori Pertanyaan 1 dari 5

A. KARAKTERISTIK SOSIO-BIOGRAFI, PENDIDIKAN DAN PEKERJAAN SEBELUM KULIAH

A1PNJ. Nama

A1aPNJ. Alamat

A1bPNJ. Nomor Telepon/HP

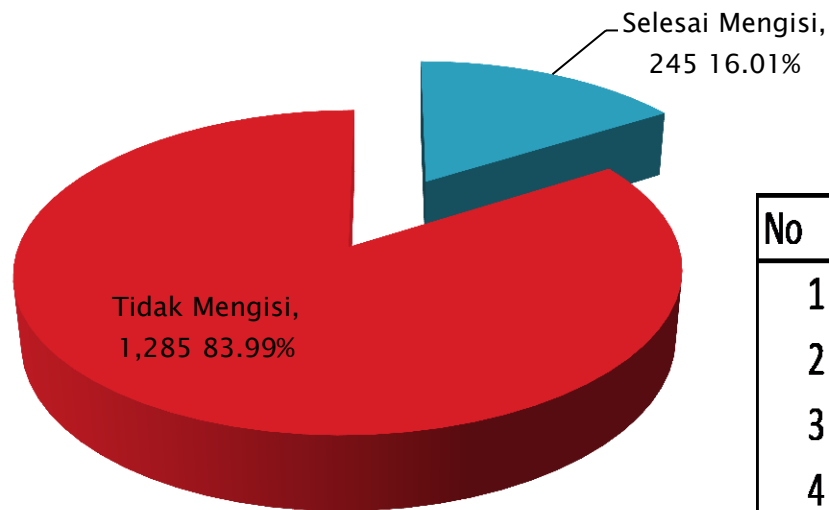
A1cPNJ. Email

Questionnaire TS PNJ & TS Dikti

- ▶ Questionnaire Tracer Study PNJ
 - Adopting a questionnaire Tracer Study of Universitas Indonesia
 - 70 questions
 - 5 (five) parts
 - Part A : Characteristics before college
 - Part B : Education and learning activities
 - Part C : Job search and transition into the world of work
 - Part D : Employment
 - Part E : Correlation between program study and job
- ▶ Questionnaire Tracer Study Dikti
 - 17 questions
 - The transition period
 - The current job
 - Harmony of the vertical and horizontal
 - Competencies

The results and analysis tracer study grants PKTS 2015

Distribution of respondent



Calculation Response Rate

No	Uraian	Jumlah	Prosentase
1	Jumlah Target Populasi	1,530	100.00%
2	Jumlah Populasi Tidak Terkontak	39	2.55%
3	Target Subyek	1,491	97.45%
4	Jumlah Responden	256	16.73%
5	Gross Response Rate	0.167	16.73%
6	Net Response Rate	0.164	16.43%
7	Completion Rate	245	16.01%

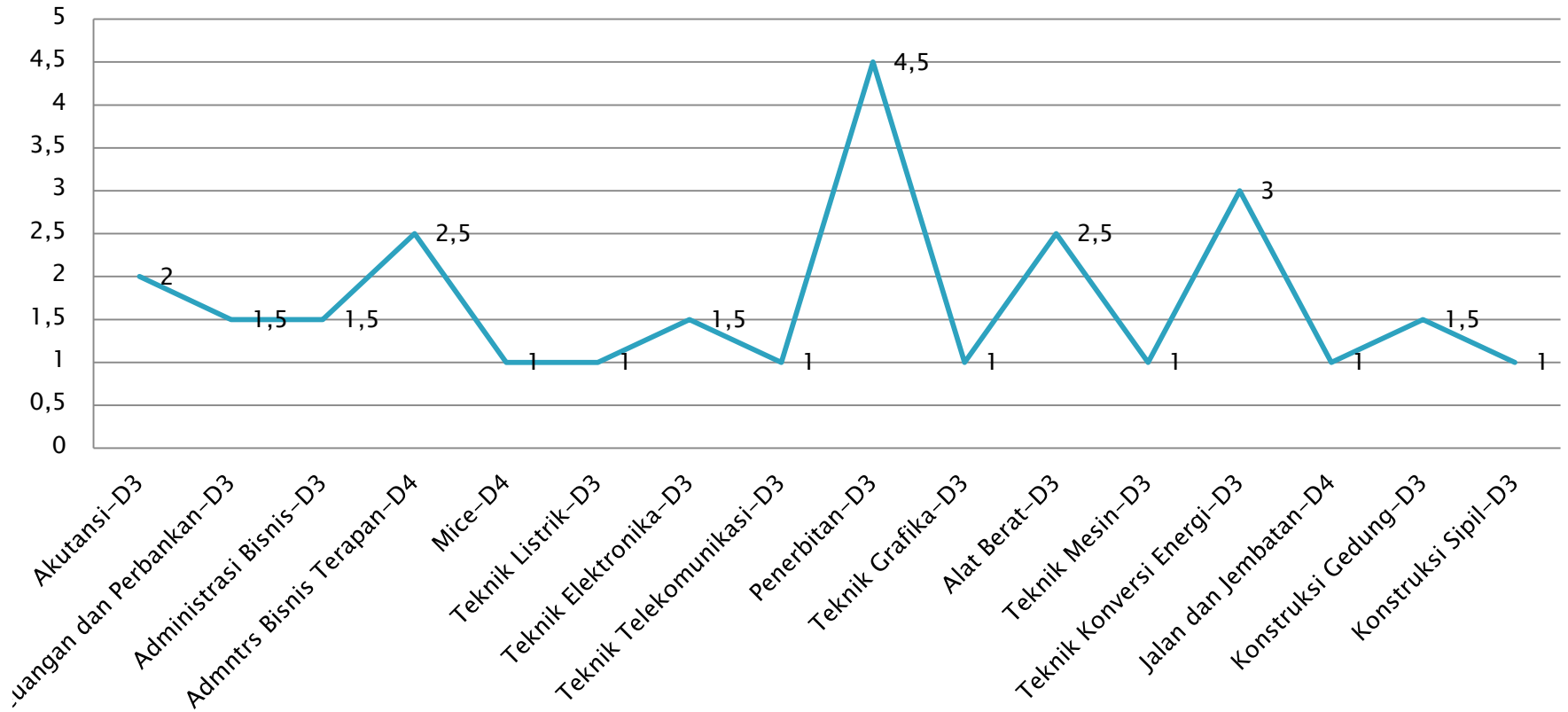
Transition Period

No	Program Studi	Jmh Responden	Sblm Lulus	Persen	Median (bln)	Rata2 (bln)	Ssdh Lulus	Persen	Median (bln)	Rata2 (bln)	Tdk mnscr	Persen
1	Akutansi-D3	30	15	50.00%	2	2.80	11	36.67%	2	2.73	4	13.33%
2	Keuangan dan Perbankan-D3	26	6	23.08%	1.5	3.83	14	53.85%	1	1.57	6	23.08%
3	Administrasi Bisnis-D3	24	10	41.67%	1.5	2.20	10	41.67%	2	2.10	4	16.67%
4	Admntrs Bisnis Terapan-D4	6	2	33.33%	2.5	2.50	3	50.00%	1	1.67	1	16.67%
5	Mice-D4	12	6	50.00%	1	1.50	5	41.67%	1	2.80	1	8.33%
6	Teknik Listrik-D3	13	2	15.38%	1	1.00	5	38.46%	1	1.20	6	46.15%
7	Teknik Elektronika-D3	13	4	30.77%	1.5	4.00	6	46.15%	1.5	1.83	3	23.08%
8	Teknik Telekomunikasi-D3	17	10	58.82%	1	2.00	4	23.53%	1	1.50	3	17.65%
9	Penerbitan-D3	9	2	22.22%	4.5	4.50	1	11.11%	1	1.00	6	66.67%
10	Teknik Grafika-D3	17	1	5.88%	1	1.00	4	23.53%	3	3.00	12	70.59%
11	Alat Berat-D3	4	2	50.00%	2.5	2.50	2	50.00%	1	1.00	0	0.00%
12	Teknik Mesin-D3	23	10	43.48%	1	1.10	10	43.48%	2	2.70	3	13.04%
13	Teknik Konversi Energi-D3	13	12	92.31%	3	2.92	0	0.00%	0	0.00	1	7.69%
14	Jalan dan Jembatan-D4	8	6	75.00%	1	1.83	1	12.50%	1	1.00	1	12.50%
15	Konstruksi Gedung-D3	19	12	63.16%	1.5	1.83	5	26.32%	1	1.40	2	10.53%
16	Konstruksi Sipil-D3	11	8	72.73%	1	1.25	1	9.09%	1	1.00	2	18.18%
Jumlah		245	108	45.49%	1	2.25	82	31.75%	1	2.02	55	22.76%

Tabel 1. Komposisi mulai mencari pekerjaan

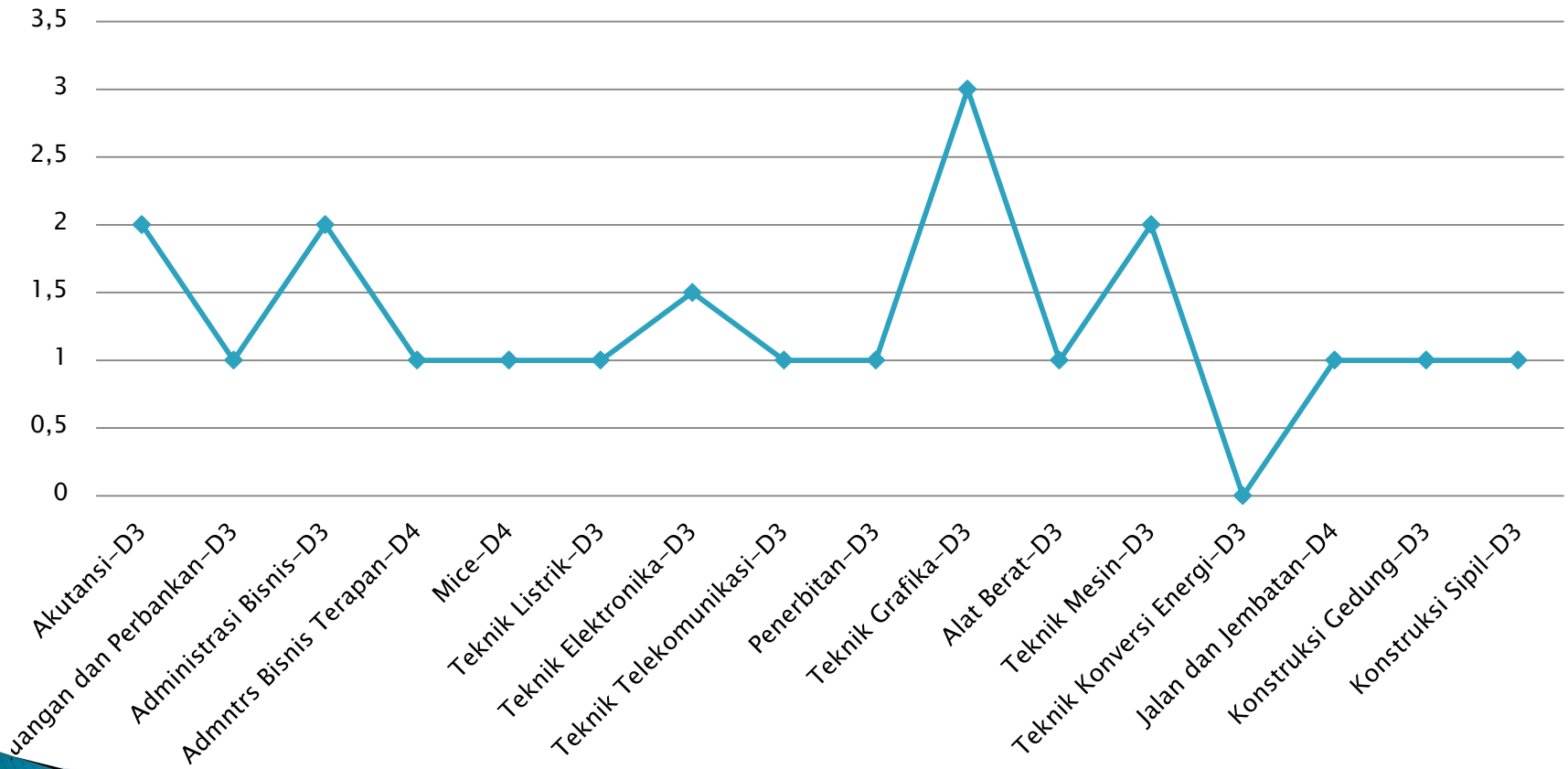
Transition Period.....

Median (month) before graduation



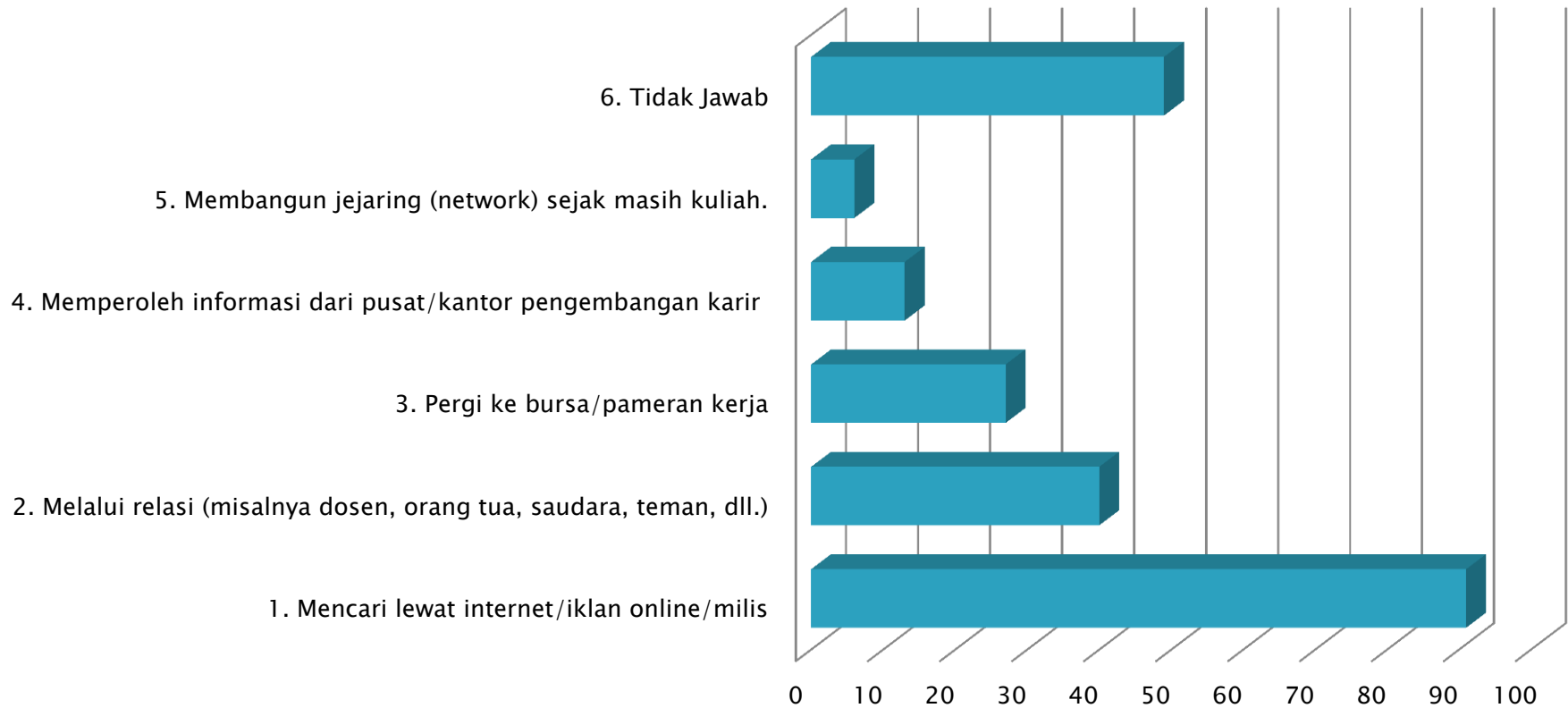
Transition Period.....

Median (month) after graduation



Transition Period.....

Way to find a job..



Transition Period.....

No	Prodi	Jmh Respon	Sblm Lls	Persen	Median (bln)	rt2 (bln)	Ssdh Lls	Persen	Median (bln)	rt2 (bln)	Tdk isi	Persen
1	Akutansi-D3	29	5	17.24%	2	2.4	21	72.41%	2	2.7	3	10.34%
2	Keuangan dan Perbankan-D3	25	4	16.00%	1	2.0	16	64.00%	3	1.6	5	20.00%
3	Administrasi Bisnis-D3	22	2	9.09%	1	1.0	16	72.73%	2.5	2.8	4	18.18%
4	Admntrs Bisnis Terapan-D4	4	0	0.00%	0	0.0	3	75.00%	2	2.3	1	25.00%
5	Mice-D4	12	1	8.33%	1	1.0	10	83.33%	2	2.7	1	8.33%
6	Teknik Listrik-D3	12	3	25.00%	1	2.3	4	33.33%	1	1.8	5	41.67%
7	Teknik Elektronika-D3	13	0	0.00%	0	0.0	10	76.92%	2	2.3	3	23.08%
8	Teknik Telekomunikasi-D3	16	1	6.25%	2	2.0	13	81.25%	3	3.2	2	12.50%
9	Teknik Grafika-D3	17	0	0.00%	0	0.0	5	29.41%	3	4.2	12	70.59%
10	Penerbitan-D3	9	0	0.00%	0	0.0	3	33.33%	2	2.0	6	66.67%
11	Teknik Mesin-D3	21	2	9.52%	1.5	1.5	17	80.95%	2	2.9	2	9.52%
12	Teknik Konversi Energi-D3	12	1	8.33%	1	1.0	10	83.33%	1.5	2.0	1	8.33%
13	Alat Berat-D3	4	1	25.00%	1	1.0	3	75.00%	2	1.7	0	0.00%
14	Jalan dan Jembatan-D4	8	1	12.50%	1	1.0	7	87.50%	1	1.7	0	0.00%
15	Konstruksi Gedung-D3	19	4	21.05%	2	2.8	13	68.42%	2	1.9	2	10.53%
16	Konstruksi Sipil-D3	11	1	9.09%	1	1.0	7	63.64%	2	2.1	3	27.27%
	Total PNJ	234		10.46%	1	1.2		67.54%	2	2.4		22.00%

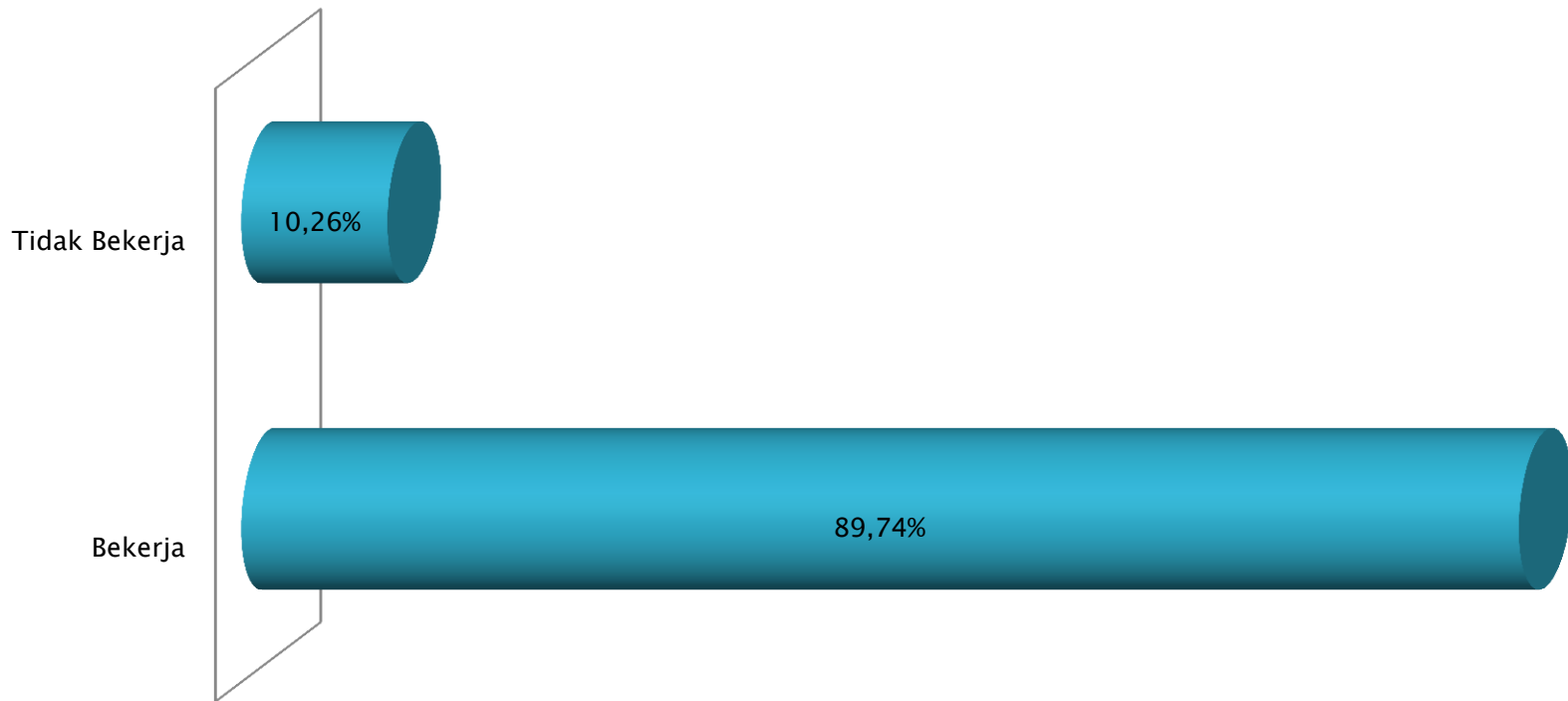
Tabel 2. Waktu Yang Dhabiskan Untuk Memperoleh Pekerjaan Pertama

Transition Period.....

- ▶ How many companies / institutions / agencies have you applied for (by mail or email) before you get your first job as:
 - Median = 5 companies
 - Mean = 9,9 companies
- How many companies / institutions / agencies are responding to your application?
 - Median = 5 companies
 - Mean = 6,9 companies

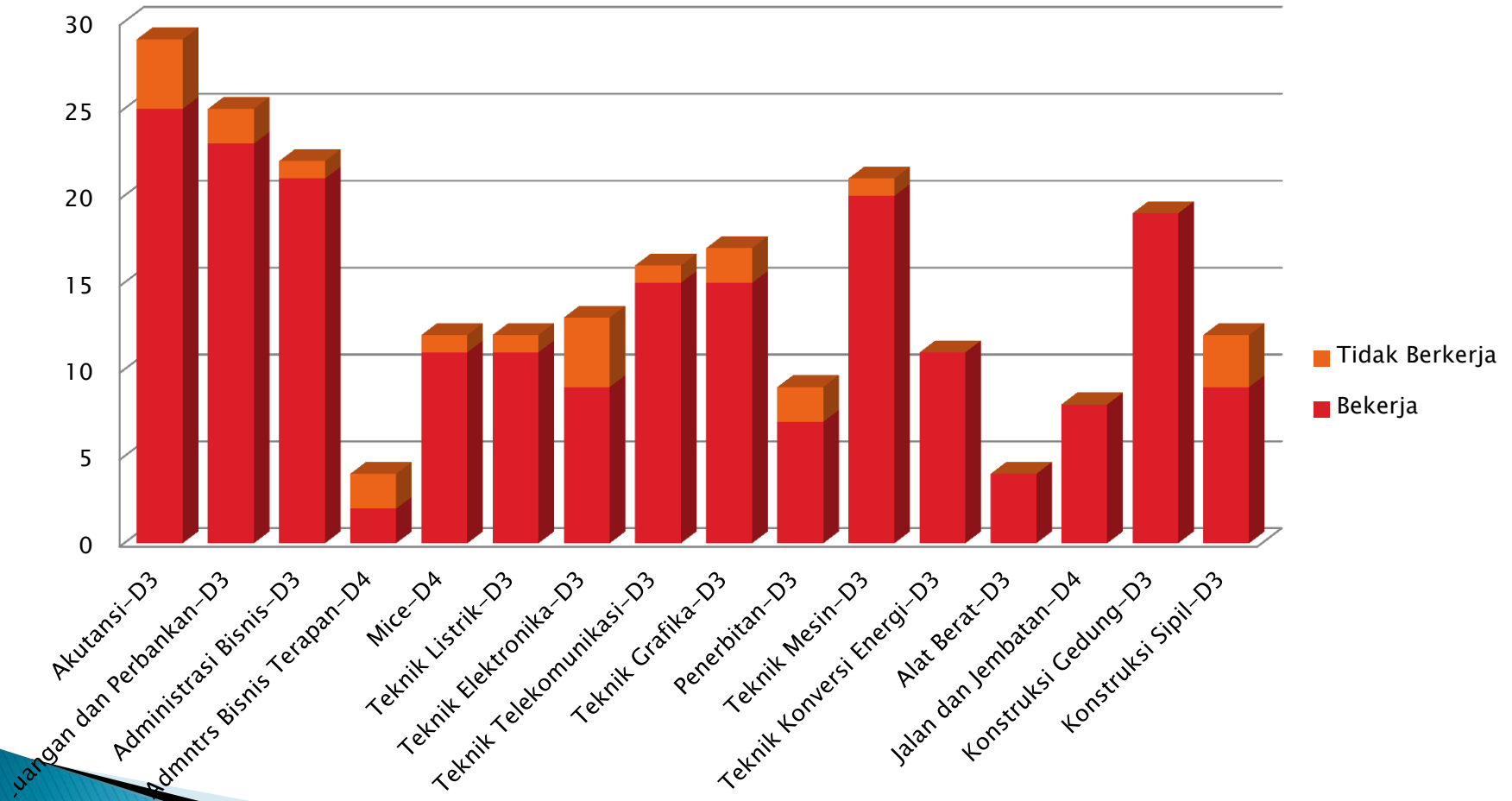
The Current Job

Condition Respondent



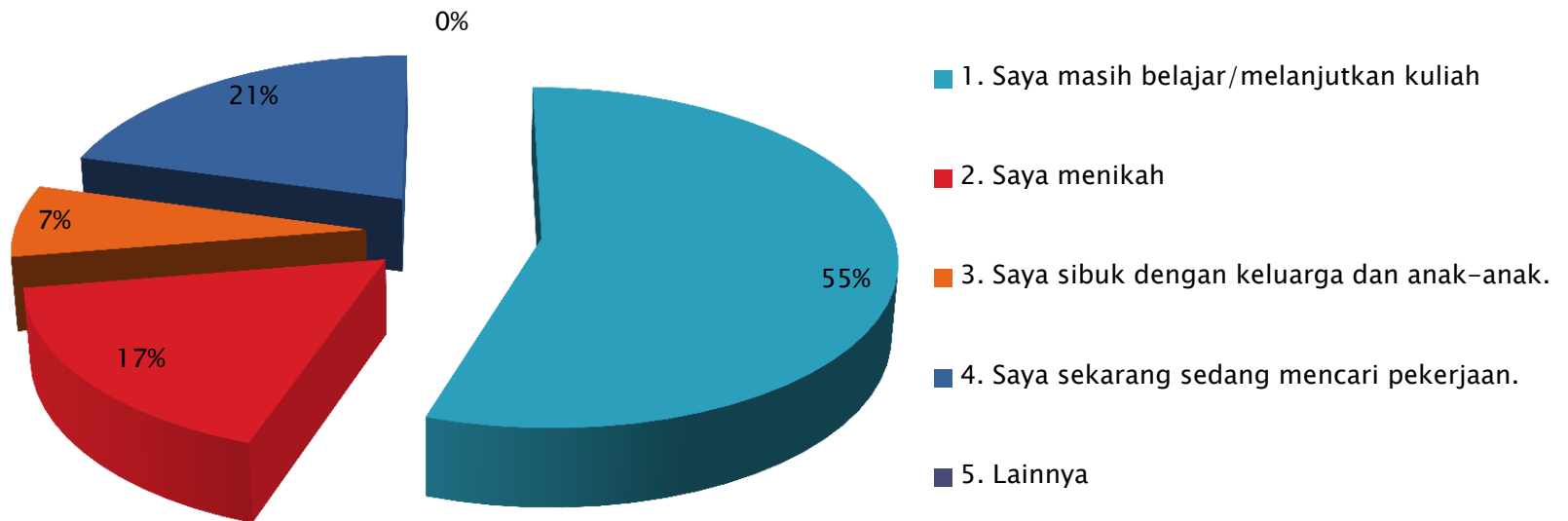
The Current Job.....

Condition Respondents per Program Study



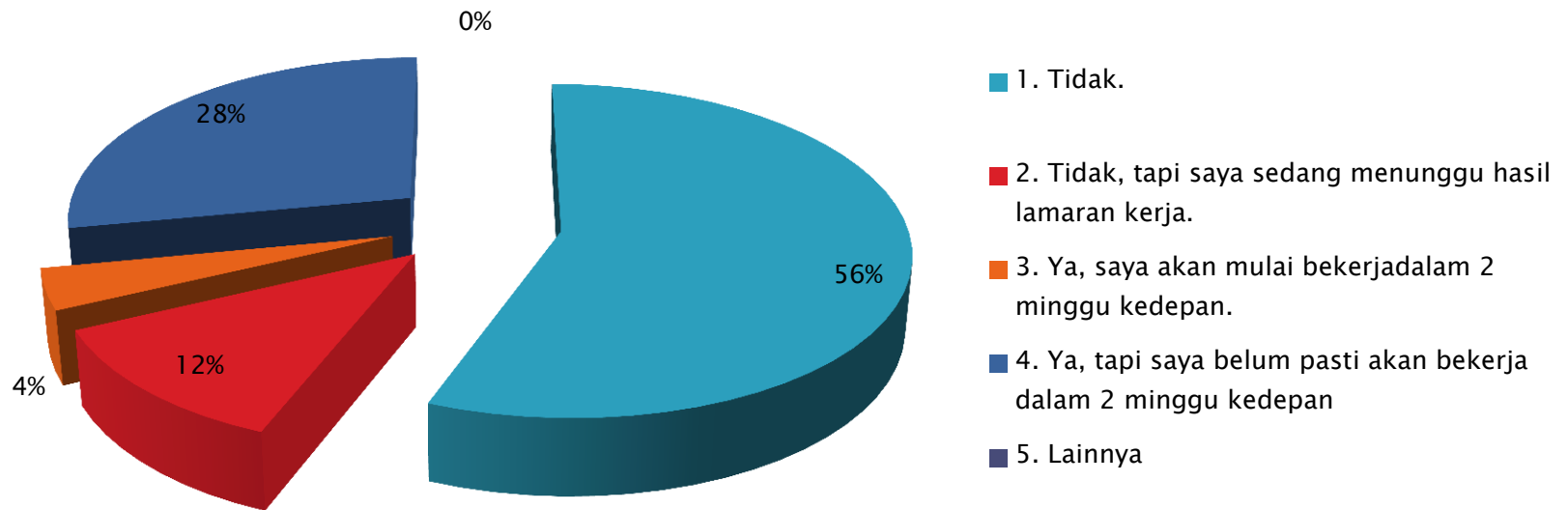
The Current Job.....

Respondents current situation



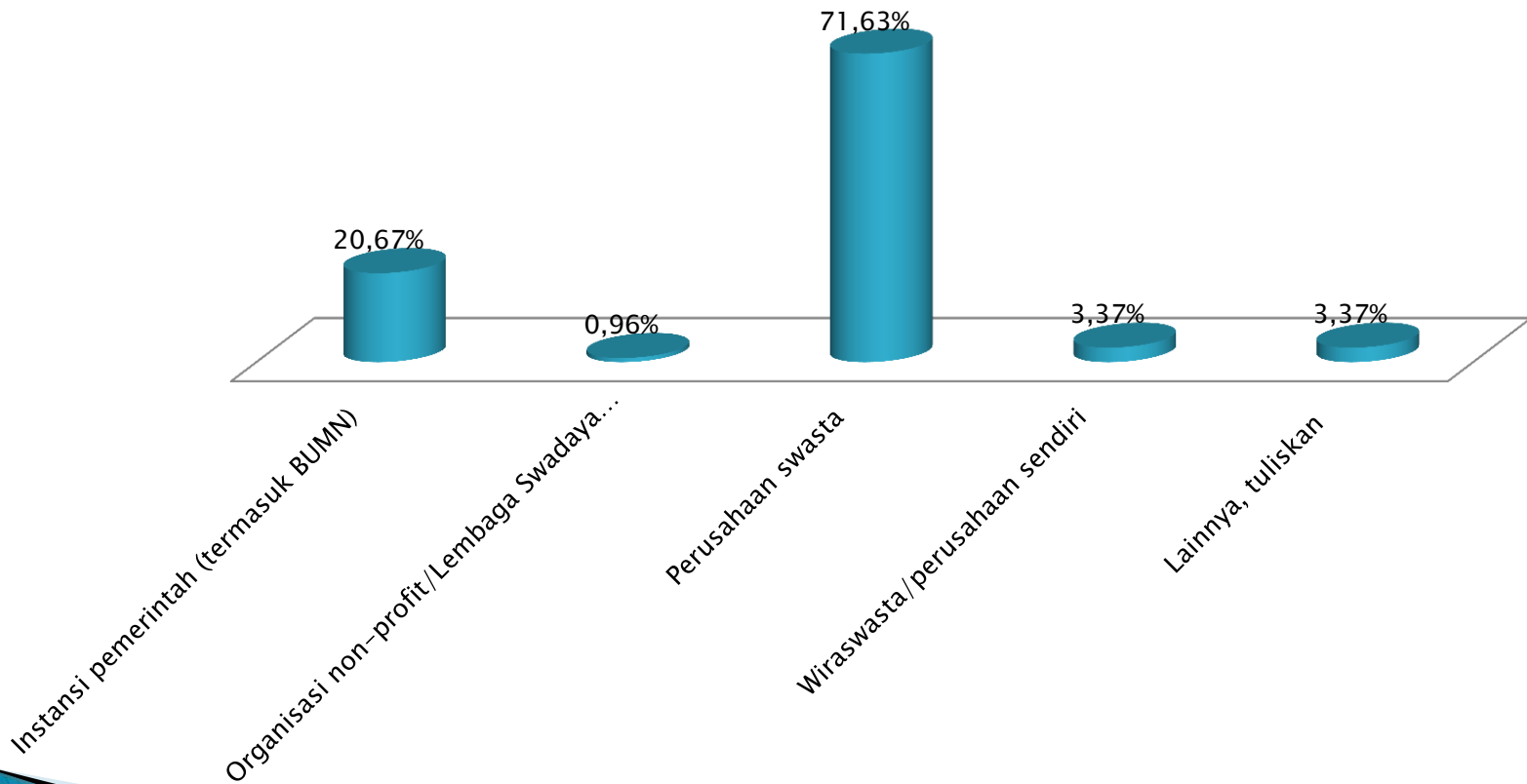
The Current Job.....

Actively Looking for Job in 4 Last Week



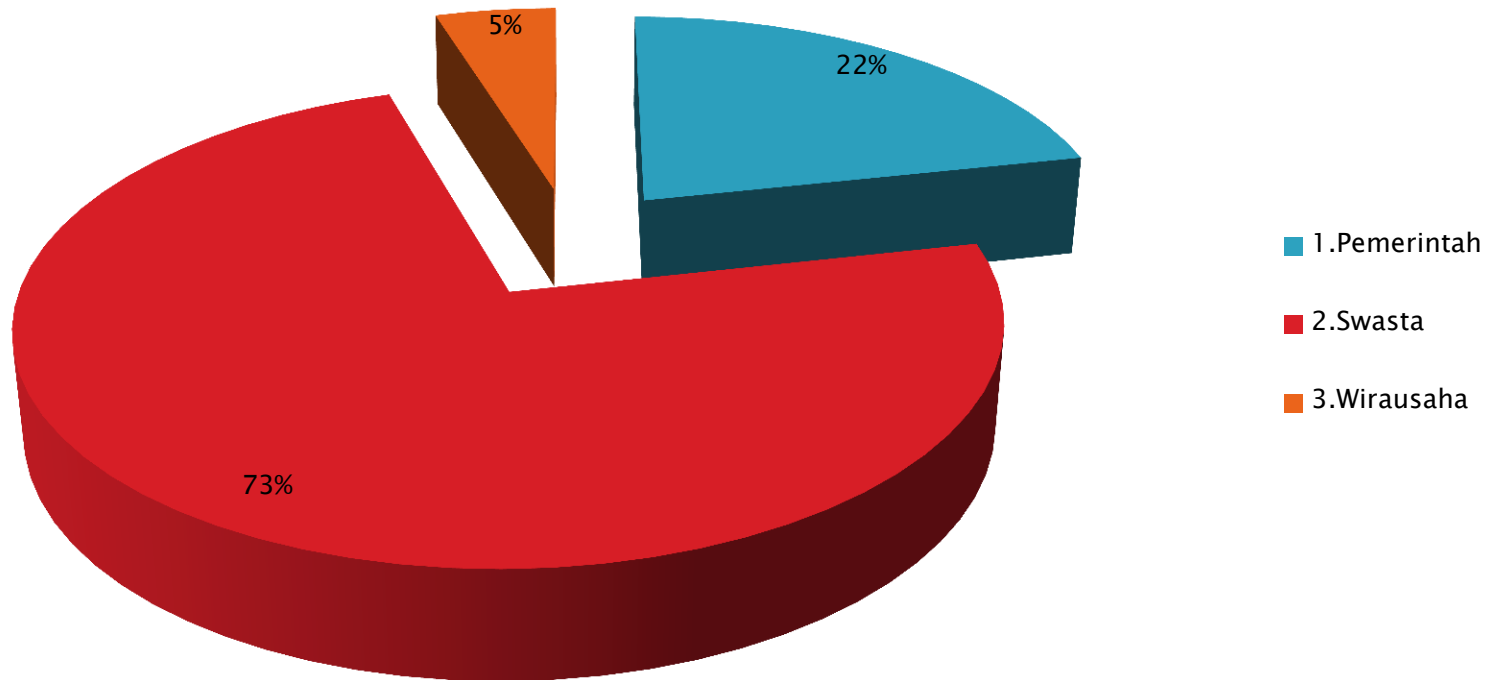
The Current Job

A type of company work



The Current Job.....

A type of company work

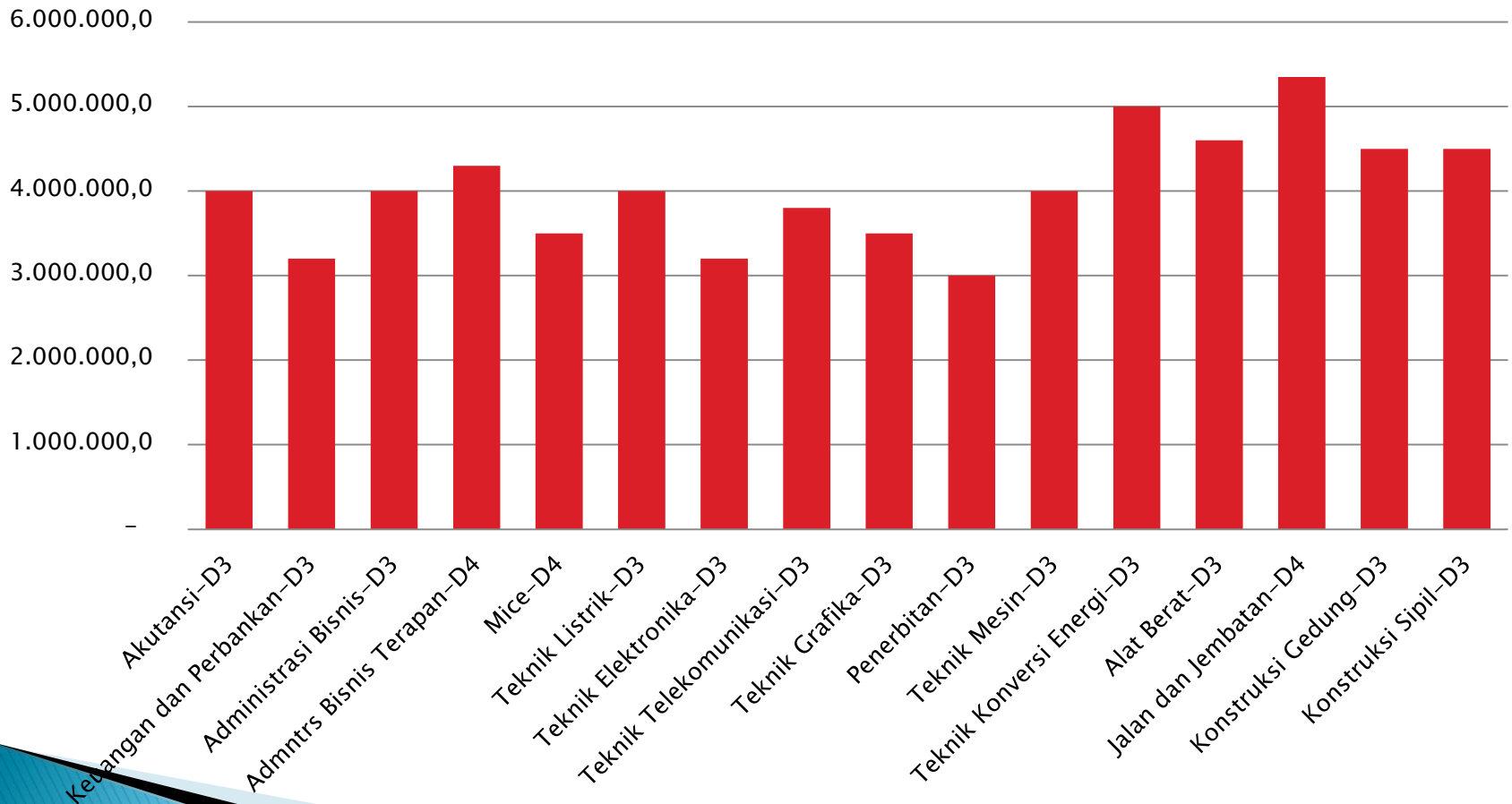


Income Respondents

No	Prodi	Pendapatan/bln (Rp)	
		Median	Rata2
1	Akutansi-D3	4,000,000.0	4,212,000.0
2	Keuangan dan Perbankan-D3	3,200,000.0	3,621,739.1
3	Administrasi Bisnis-D3	4,000,000.0	4,331,578.9
4	Admntrs Bisnis Terapan-D4	4,300,000.0	4,300,000.0
5	Mice-D4	3,500,000.0	3,818,181.8
6	Teknik Listrik-D3	4,000,000.0	4,718,181.8
7	Teknik Elektronika-D3	3,200,000.0	4,040,000.0
8	Teknik Telekomunikasi-D3	3,800,000.0	4,485,000.0
9	Teknik Grafika-D3	3,500,000.0	3,980,769.2
10	Penerbitan-D3	3,000,000.0	3,213,571.4
11	Teknik Mesin-D3	4,000,000.0	4,315,789.5
12	Teknik Konversi Energi-D3	5,000,000.0	5,885,454.5
13	Alat Berat-D3	4,600,000.0	4,750,000.0
14	Jalan dan Jembatan-D4	5,350,000.0	5,437,500.0
15	Konstruksi Gedung-D3	4,500,000.0	4,739,473.7
16	Konstruksi Sipil-D3	4,500,000.0	5,028,571.4


Income Respondents per Program Study

Income (Median-Rp/month)



Income Respondents...

Income (Rp/month)



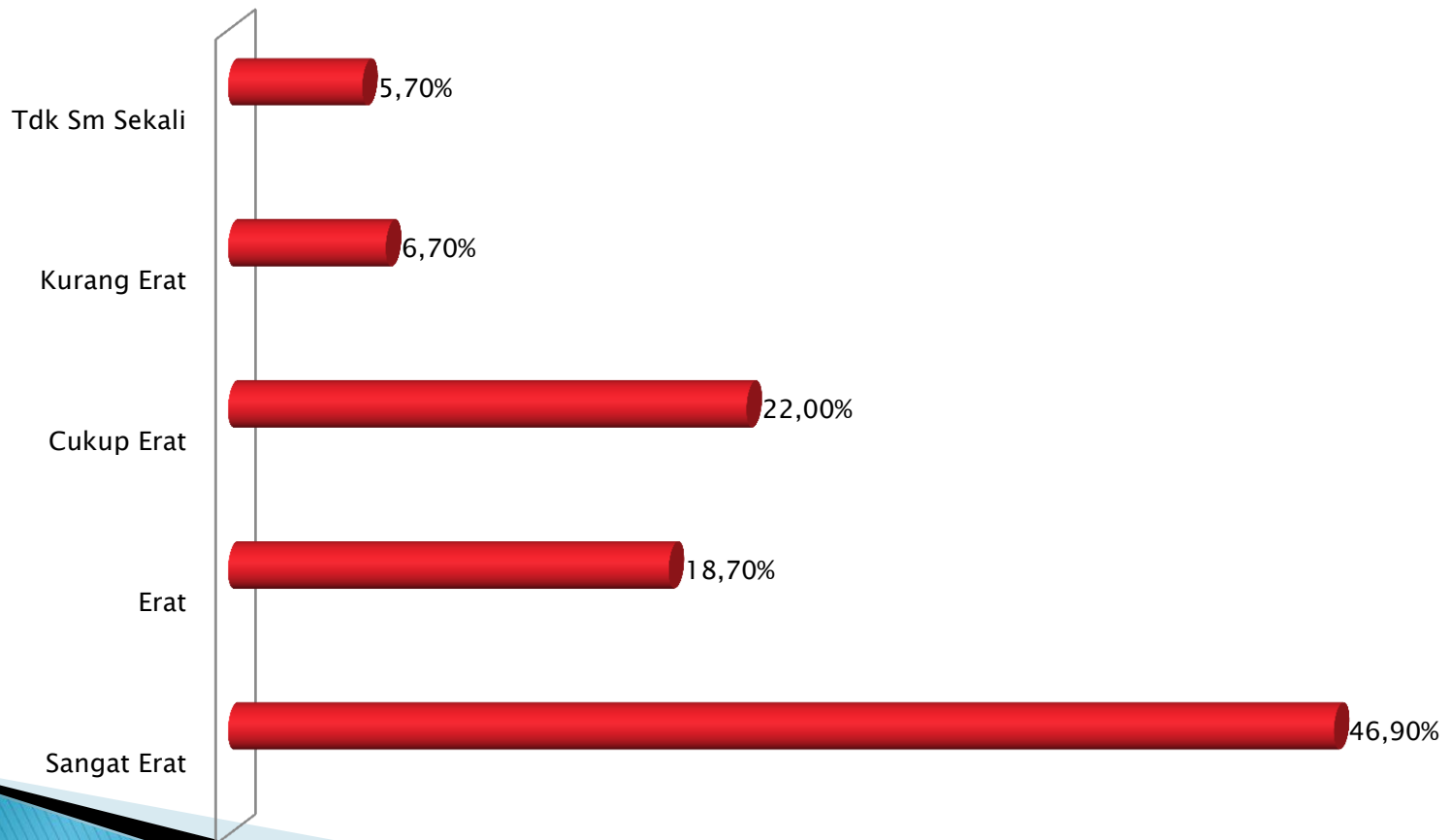
Keselarasan Vertikal & Horizontal

Hubungan antara bidang studi dgn pekerjaan

Analisis C.1			Sangat Erat	Persen 1	Erat	Persen 2	Cukup Erat	Persen 3	Kurang Erat	Persen 4	Tdk Sm Sekali	Persen 5
No	Prodi	Jawaban	1	%	2	%	3	%	4	%	5	%
1	Akutansi-D3	25	15	60.0%	6	24.0%	3	12.0%	0	0.0%	1	4.0%
2	Keuangan dan Perbankan-D3	23	7	30.4%	6	26.1%	7	30.4%	1	4.3%	2	8.7%
3	Administrasi Bisnis-D3	20	13	65.0%	2	10.0%	5	25.0%	0	0.0%	0	0.0%
4	Admntrs Bisnis Terapan-D4	2	1	50.0%	1	50.0%	0	0.0%	0	0.0%	0	0.0%
5	Mice-D4	11	4	36.4%	2	18.2%	3	27.3%	1	9.1%	1	9.1%
6	Teknik Listrik-D3	11	6	54.5%	1	9.1%	4	36.4%	0	0.0%	0	0.0%
7	Teknik Elektronika-D3	10	7	70.0%	1	10.0%	0	0.0%	2	20.0%	0	0.0%
8	Teknik Telekomunikasi-D3	14	4	28.6%	2	14.3%	5	35.7%	2	14.3%	1	7.1%
9	Teknik Grafika-D3	15	6	40.0%	4	26.7%	2	13.3%	0	0.0%	3	20.0%
10	Penerbitan-D3	7	4	57.1%	0	0.0%	0	0.0%	1	14.3%	2	28.6%
11	Teknik Mesin-D3	20	8	40.0%	5	25.0%	3	15.0%	4	20.0%	0	0.0%
12	Teknik Konversi Energi-D3	11	4	36.4%	1	9.1%	4	36.4%	1	9.1%	1	9.1%
13	Alat Berat-D3	4	2	50.0%	0	0.0%	1	25.0%	0	0.0%	1	25.0%
14	Jalan dan Jembatan-D4	8	4	50.0%	3	37.5%	1	12.5%	0	0.0%	0	0.0%
15	Konstruksi Gedung-D3	19	9	47.4%	4	21.1%	5	26.3%	1	5.3%	0	0.0%
16	Konstruksi Sipil-D3	9	4	44.4%	1	11.1%	3	33.3%	1	11.1%	0	0.0%
Jumlah		209	98	46.9%	39	18.7%	46	22.0%	14	6.7%	12	5.7%

Harmony of the vertical and horizontal

Correlation between program study and job



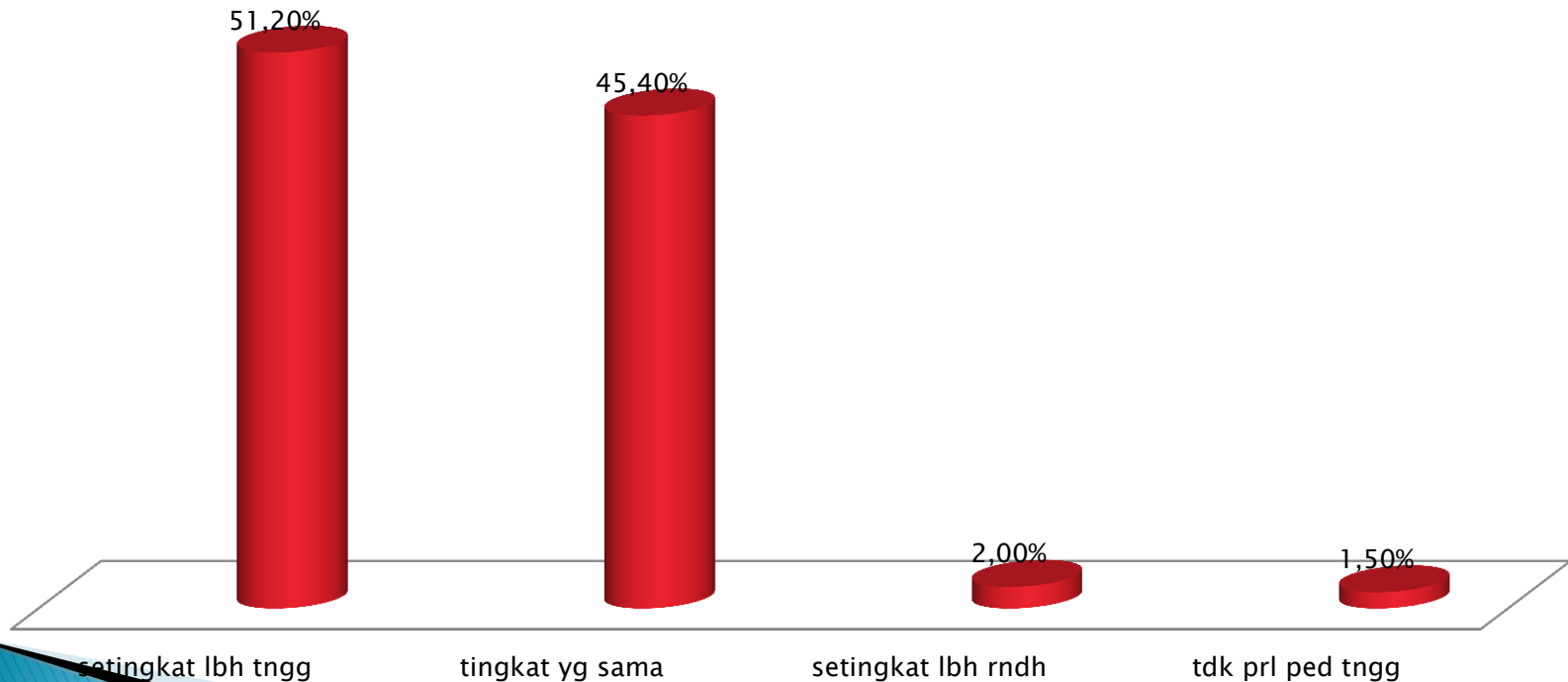
Harmony of the vertical and horizontal...

The most appropriate level of education

No	Prodi	Jawabar	Setingkat lebih tinggi		Tingkat yang sama		Setingkat lebih rendah		Tidak perlu pend. Tinggi	
			1	%	2	%	3	%	4	%
1	Akutansi-D3	25	15	60.0%	10	40.0%	0	0.0%	0	0.0%
2	Keuangan dan Perbankan-D3	22	10	45.5%	11	50.0%	0	0.0%	1	4.5%
3	Administrasi Bisnis-D3	20	6	30.0%	13	65.0%	0	0.0%	1	5.0%
4	Admntrs Bisnis Terapan-D4	2	0	0.0%	2	100.0%	0	0.0%	0	0.0%
5	Mice-D4	10	5	50.0%	5	50.0%	0	0.0%	0	0.0%
6	Teknik Listrik-D3	11	5	45.5%	6	54.5%	0	0.0%	0	0.0%
7	Teknik Elektronika-D3	10	4	40.0%	5	50.0%	1	10.0%	0	0.0%
8	Teknik Telekomunikasi-D3	14	7	50.0%	5	35.7%	1	7.1%	1	7.1%
9	Teknik Grafika-D3	14	9	64.3%	5	35.7%	0	0.0%	0	0.0%
10	Penerbitan-D3	7	5	71.4%	2	28.6%	0	0.0%	0	0.0%
11	Teknik Mesin-D3	20	12	60.0%	8	40.0%	0	0.0%	0	0.0%
12	Teknik Konversi Energi-D3	11	4	36.4%	6	54.5%	1	9.1%	0	0.0%
13	Alat Berat-D3	4	3	75.0%	1	25.0%	0	0.0%	0	0.0%
14	Jalan dan Jembatan-D4	8	3	37.5%	5	62.5%	0	0.0%	0	0.0%
15	Konstruksi Gedung-D3	19	14	73.7%	4	21.1%	1	5.3%	0	0.0%
16	Konstruksi Sipil-D3	8	3	37.5%	5	62.5%	0	0.0%	0	0.0%
		205	105	51.2%	93	45.4%	4	2.0%	3	1.5%

Harmony of the vertical and horizontal...

The most appropriate level of education
/according to the current work

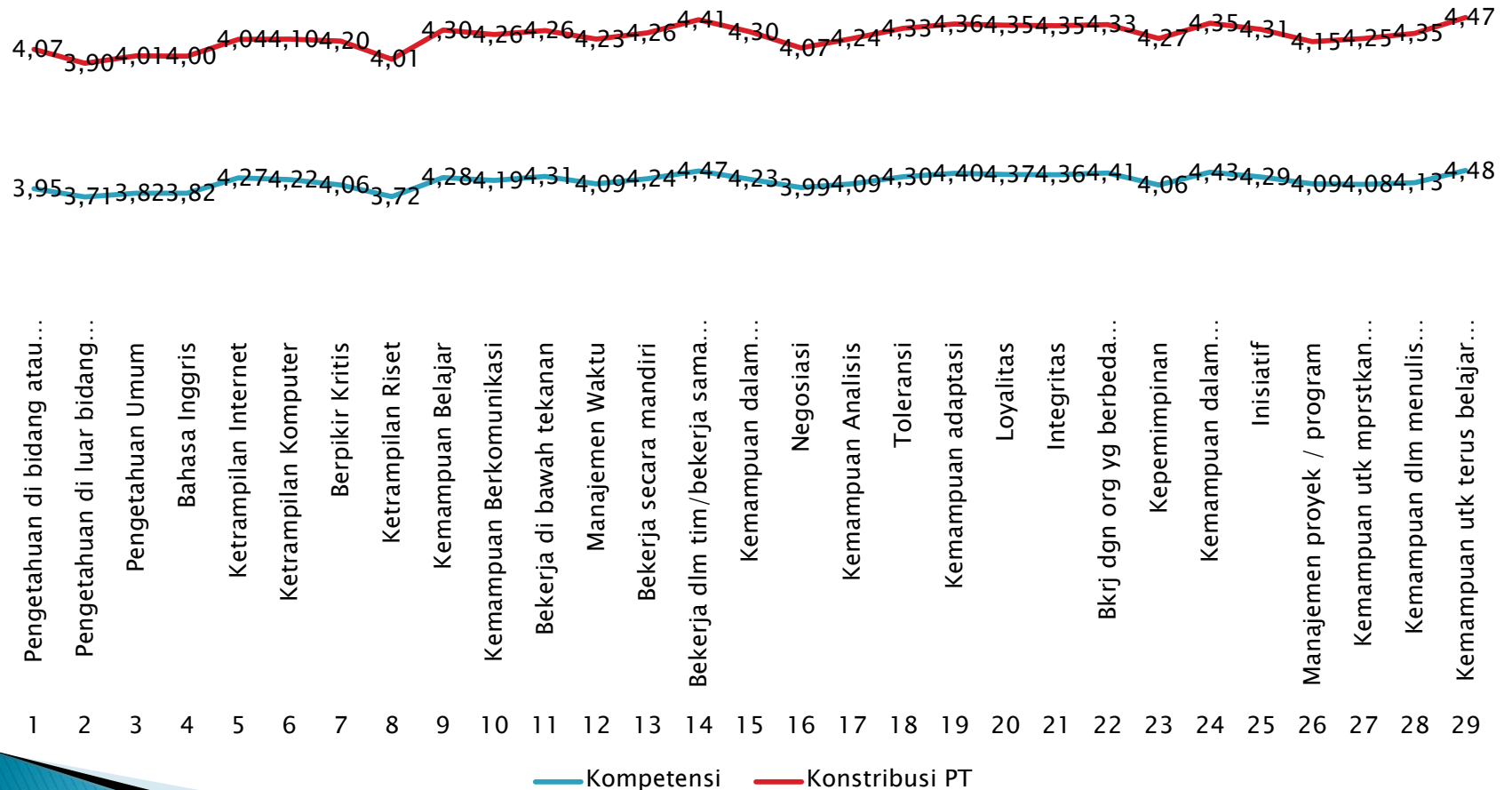


Harmony of the vertical and horizontal...

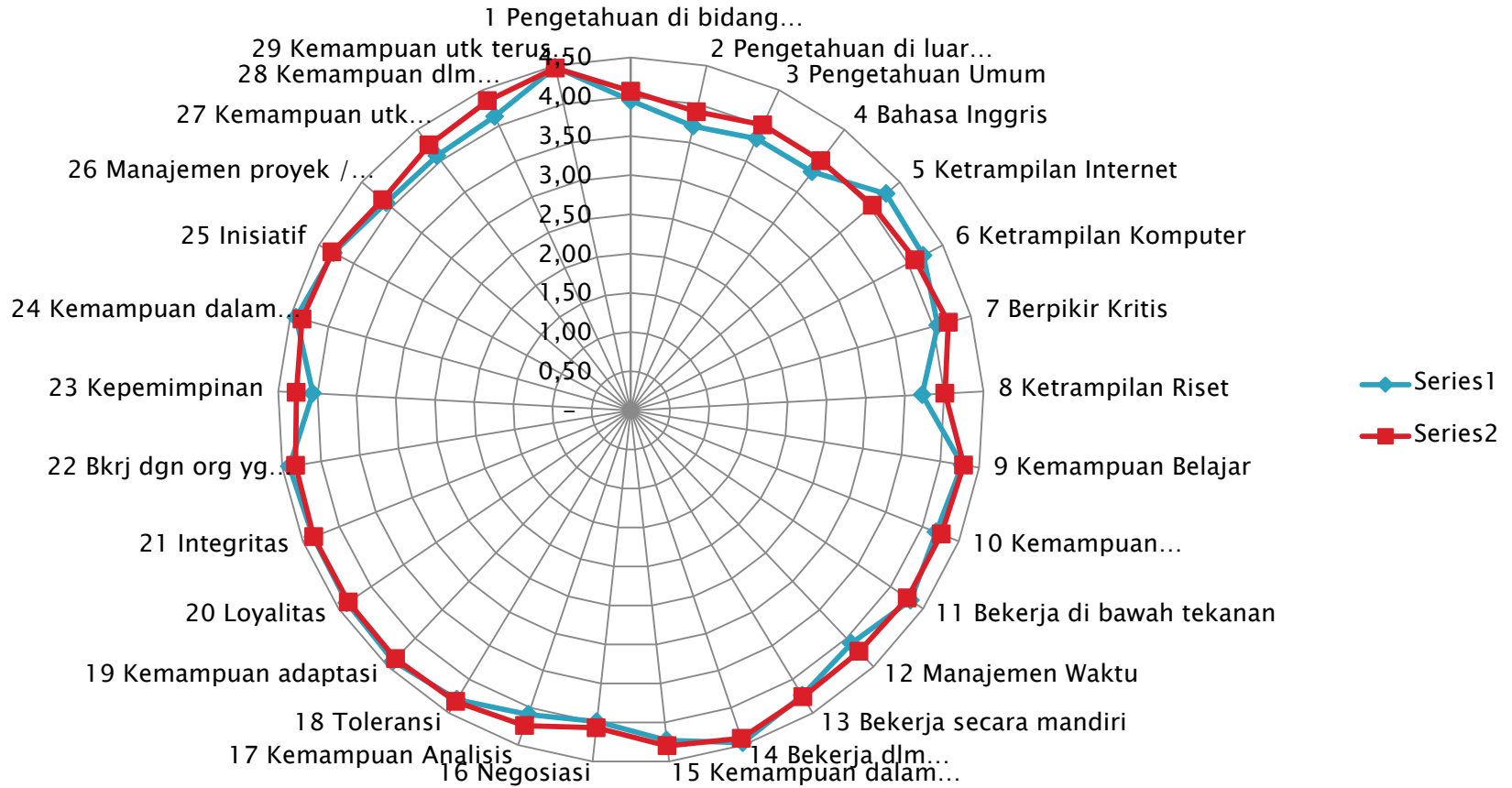
- ▶ Do you think your current job doesn't correspond to your education, and why you take them. Answer the alumni PNJ from the highest to lowest as follows:
 - The question is not appropriate; My work now is in conformity with my education, as much as 29.14%.
 - In this work I gained a good career prospects, as much as 10.93%.
 - My current job is more interesting, as much as 9.60%.
 - My current job location closer to my home, as much as 7.28%.
 - I can get a higher income in this work, as much as 6.95%.
 - My current job can better ensure the needs of my family, as much as 6.95%.

Competency

Competence Analysis & Contribution to Higher Education



Competency



Thank You

